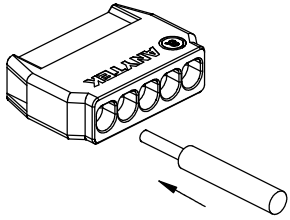


N5单层系列产品安装操作说明

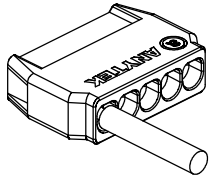
Installation Instructions

1. 接线操作说明

Instruction of wire insertion



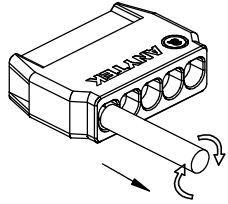
Step 1. 插入导线
Insert wire



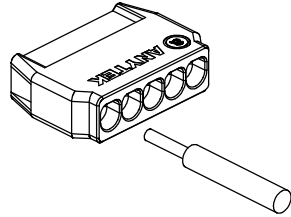
Step 2. 锁线完成
Wire Locked

2. 移除导线操作说明

Instruction of removing wire



Step 1. 旋转导线并逐渐往外取出导线
Rotate the wire and pull it out gradually



Step 2. 移除导线
Remove wire