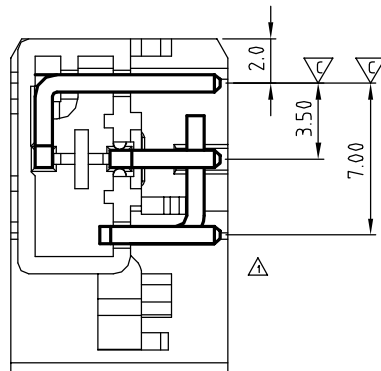
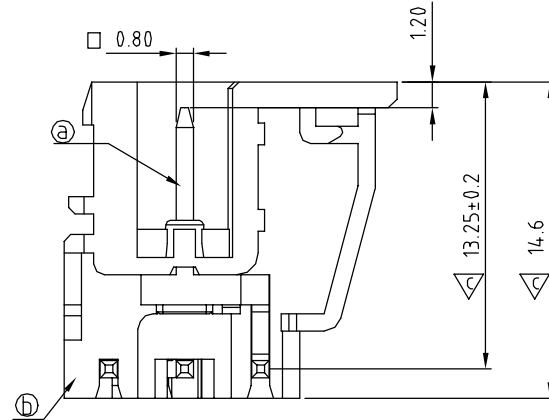
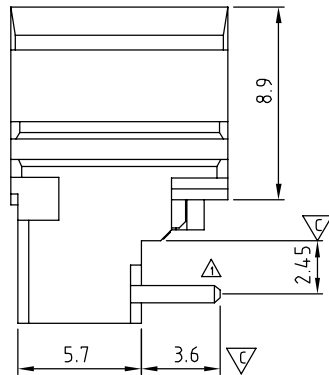


P.C.B LAYOUT



SIGN	DATE	DESCRIPTION	APPROVER
△	02/18'12	Change the pin chamfer	Aaron
△			

THIS IS CAD DRAWING, DO NOT REVISE MANUALLY!!!

Material:

- Item (a) Male contact pin: Copper Tin plated
- Item (b) Terminal(housing): Thermoplastic (UL94V-0)

Electrical:

- Voltage rating: 300V
- Current rating: 10A
- Withstanding Voltage: 1.6 KV
- Operating temperature: -40°C to +115°C
- Soldering temperature: 250°C±10°C/5 Sec
- Safety Approval:
- Critical dimension: ▽

EU 03 10 x 0 xxxx G

- COLOR
- 0 Black (RAL9005)
 - 2 Red (RAL3001/D)
 - 3 Orange(RAL2011/P)
 - 4 Yellow(RAL1018/A)
 - 5 Green(RAL6018/T)
 - 6 Blue (RAL5015/A)
 - 8 Grey(RAL7035/D)
 - 9 White(RAL1102)
 - C Green(RAL6018/U)

RoHS compliant
(lead<4%)
In copper Alloy

0000 Standard @ Logo
000A Standard ANY Logo
Any special item by
customer request,
please contact sales
department.

ANYTEK

CUSTOMER COPY

ALL RIGHTS RESERVED. REPRODUCTION OR ISSUE TO THIRD PARTIES IN ANY FORM WHATSOEVER IS NOT PERMITTED WITHOUT WRITTEN AUTHORITY FROM THE PROPRIETOR. PROPERTY OF ANYTEK TECHNOLOGY CO., LTD

TITLE		EU 3.5 SERIES 3P (Right)					
PART NO.		EU0310x0xxxxG		DWG NO.		8EU0105	
APPROVED		CHECKED	DESIGNED	DRAWN	CUST NO.		Tolerance
			Aaron 2012.02.18	Jacke 2010.07.17			X. ±0.50
				UNIT: mm SCALE: NONE		X.X ±0.30	
						SHEET: 01/01	
						X° ±1°	