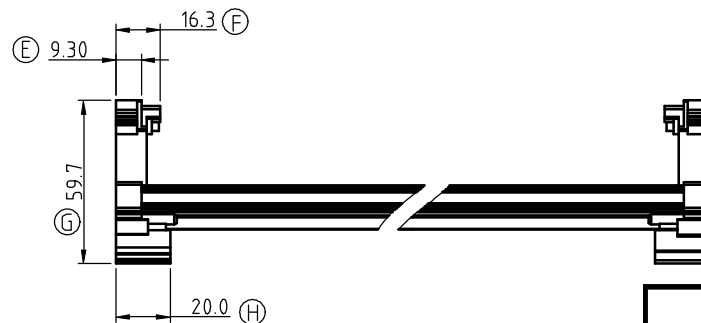
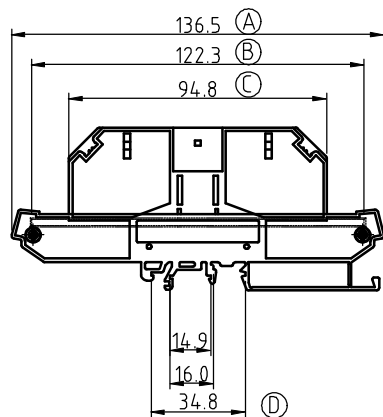
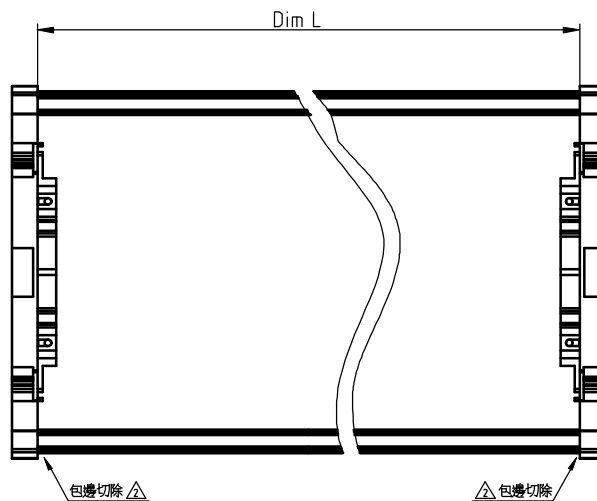
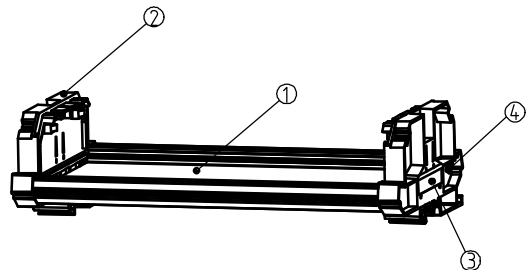



SIGN	DATE	DESCRIPTION	APPROVER
△	09/11'13	The Dimension is changed from :72.5±0.05to72.5+0.00/-0.10	Seamus
△	09/11'13	包邊切除	Seamus
THIS IS CAD DRAWING, DO NOT REVISE MANUALLY!!!			

Materials
Item 1 insulating body PVC (UL94V-0)
Item 2 insulating side Cover (left) Thermoplastic (UL94V-0)
Item 3 insulating side Cover (right) Thermoplastic (UL94V-0)
Item 4 Screw(Pa3.0x12) Steel, Zinc & Ni plated
Remark
DIM L=(PCB)L-3.8mm
PCB Width:122.2+0.00/-0.10mm △
PCB thick : 1.6±0.10mm



AL xxxx x 4 xxxx G
PCB L 5 Green 000A ANY MARK

ANYTEK				CUSTOMER COPY			
ALL RIGHTS RESERVED. REPRODUCTION OR ISSUE TO THIRD PARTIES IN ANY FORM WHATEVER IS NOT PERMITTED WITHOUT WRITTEN AUTHORITY FROM THE PROPRIETOR. PROPERTY OF ANYTEK TECHNOLOGY CO., LTD							
TITLE		AL-(122)Series(finished products)					
PART NO.		ALxxxx54xxxxG		DWG NO.		8AL0001-122	
APPROVED		CHECKED	DESIGNED	DRAWN	CUST NO.		Tolerance
		Seamus 2013.09.11	Seamus 2013.09.11	Seamus 2009.05.05			X. ±0.50
					UNIT: mm		X.X ±0.30
					SCALE: NONE		X.XX ±0.10
					SHEET: 01/01		X° ±1°
					REV.: C		