


SIGN	DATE	DESCRIPTION	APPROVER
△	2008.6.19	The dimension changed from 26.00mm to 26.25mm	Kind
△	2010.03.12	Add the 2p mark	Jacke
△	2010.05.17	The design is changed	Jacke
THIS IS CAD DRAWING, DO NOT REVISE MANUALLY!!!			

Material

- Item a Terminal body:Thermoplastic (UL94V-0)
- Item b Terminal body:Thermoplastic (UL94V-0)
- Item c Terminal screw:Steel Zinc plating "--" slot type
- Item d Clamp:Brass, Ni plated
- Item e Female contact:PhBz (CuSn) Tin plated

Electrical cULus/TUV

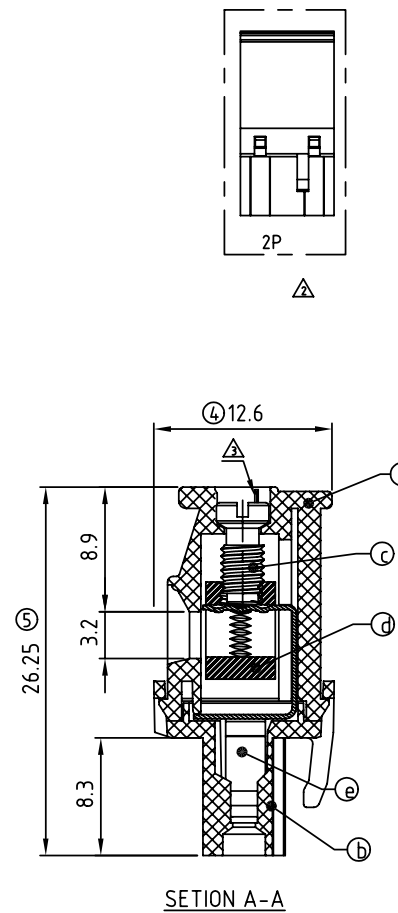
- Voltage rating: 300VAC/750VAC
- Current rating: 15A/15A
- Wire range:0.2-2.5mm²
- Solid wire(AWG): 12-24
- Stranded wire(AWG): 12-24
- Torque: 3.5 Lb-In 0.4Nm
- Screw: M3
- Wire strip length: 6-7mm
- Withstanding Voltage: 1.6KV/6KV
- Operating temperature: -40°C to +115°C
- Safety Approval: 

TS xx A1 x B xxxx G

02 2 CONTACTS
03 3 CONTACTS
...
16 16 CONTACTS

Color
0 Black (RAL9005)
2 Red (RAL3001/D)
3 Orange(RAL2011/P)
4 Yellow(RAL1018/A)
5 Green(RAL6018/T)
6 Blue (RAL5015/A)
8 Grey(RAL7035/D)

0000 Standard @ Logo RoHS
000A Standard ANY Logo Pb<40,000ppm
Any special item by customer request, please contact sales department.




DimA=(N-1)×7.5+5.6
DimB=(N-1)×7.5
N=Number of contacts

POLES	DIM A	DIM B
2p-6p	±0.20	±0.20
7p-11p	±0.30	±0.30
12p-16p	±0.40	±0.40

ANYTEK

CUSTOMER COPY

ALL RIGHTS RESERVED. REPRODUCTION OR ISSUE TO THIRD PARTIES IN ANY FORM WHATEVER IS NOT PERMITTED WITHOUT WRITTEN AUTHORITY FROM THE PROPRIETOR. PROPERTY OF ANYTEK TECHNOLOGY CO., LTD

TITLE	TS7.5 Series (2-16p) hook on back side						
PART NO.	TSxxA1xBxxxxG			DWG NO.	8TS0402		
APPROVED	CHECKED	DESIGNED	DRAWN	CUST NO.			Tolerance
		Jacke 2010.05.17	Jacke 2009.12.15		UNIT: mm		X. ±0.50
					SCALE: NONE		X.X ±0.30
					SHEET: 01/01 REV.: E		X.XX ±0.10
							X° ±1°